



US00D719494S

(12) **United States Design Patent**  
**Frenkler et al.**

(10) **Patent No.:** **US D719,494 S**

(45) **Date of Patent:** **\*\* Dec. 16, 2014**

(54) **FRONT INTERIOR PORTION OF A VEHICLE**

(56) **References Cited**

(75) Inventors: **Fritz Frenkler**, Munich (DE); **Wotan Wilden**, Munich (DE); **Florian Alexander Abendschein**, München (DE); **Paul Clemens Bart**, München (DE); **Marvin Bratke**, München (DE); **Berna Erenoglu**, Munich (DE); **Patric Wolfgang Freund**, München (DE); **Michael Fuderer**, Germenng (DE); **Simon Rauchbart**, Gesserthausen (DE); **Jennifer Liane Schikora**, Berlin (DE); **Iiona Rebecca Skowronek**, München (DE); **Daniel Tudmann**, München (DE); **Verena Voppichler**, München (DE)

U.S. PATENT DOCUMENTS

D499,998	S	*	12/2004	Tanaka et al.	.....	D12/192
D501,811	S	*	2/2005	Fukuda et al.	.....	D12/192
D512,357	S	*	12/2005	Schuttera	.....	D12/192
D532,730	S	*	11/2006	Kohara et al.	.....	D12/192
D539,714	S	*	4/2007	Toyama et al.	.....	D12/192
D554,033	S	*	10/2007	Hill et al.	.....	D12/195
D560,150	S	*	1/2008	Honma et al.	.....	D12/192
D571,272	S	*	6/2008	Esaki et al.	.....	D12/192
D577,642	S	*	9/2008	Kitajima et al.	.....	D12/192
D577,644	S	*	9/2008	Wyszogrod et al.	.....	D12/195
D586,714	S	*	2/2009	Woodard et al.	.....	D12/192
D602,833	S	*	10/2009	Corradi	.....	D12/195
2012/0139283	A1	*	6/2012	Ono et al.	.....	296/70

\* cited by examiner

(73) Assignee: **Technische Universitaet Muenchen**, Munich (DE)

*Primary Examiner* — Katrina A Betton

(\*\*) Term: **14 Years**

(74) *Attorney, Agent, or Firm* — Simpson & Simpson, PLLC

(21) Appl. No.: **29/405,598**

(57) **CLAIM**

The ornamental design for a front interior portion of a vehicle, as shown and described.

(22) Filed: **Nov. 3, 2011**

**DESCRIPTION**

(30) **Foreign Application Priority Data**

May 3, 2011 (DE) ..... 40 2011 004 518-0002  
May 3, 2011 (DE) ..... 40 2011 004 518-0003

FIG. 1 is an elevational view of a portion of the present invention front interior portion of a vehicle;  
FIG. 2 is a perspective view of the present invention front interior portion of a vehicle;  
FIG. 3 is another perspective view of the present invention front interior portion of a vehicle;  
FIG. 4 is yet another perspective view of the present invention front interior portion of a vehicle; and,  
FIG. 5 is still yet another perspective view of the present invention front interior portion of a vehicle.  
The surface ornamentation, logos and written matter included in FIGS. 1-3 form no part of the claimed invention.

(51) **LOC (10) Cl.** ..... **12-08**


(52) **U.S. Cl.**  
USPC ..... **D12/195**

(58) **Field of Classification Search**

USPC ..... D12/195, 193, 414, 190, 196; 180/190;  
280/750-752; 296/190.01-191, 70,  
296/193.08, 145, 153, 37.1-37.13, 149,  
296/146.1; D15/17, 28; D10/46, 98,  
D10/102-103; 49/501-502; D8/302-303

See application file for complete search history.

**1 Claim, 5 Drawing Sheets**






Fig. 1



Fig. 2

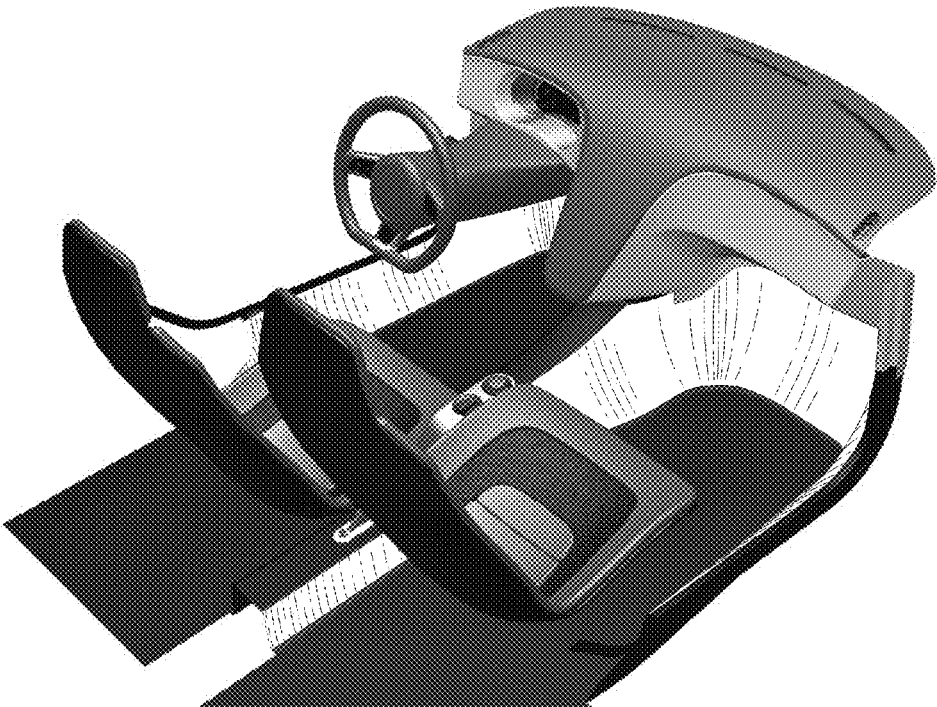


Fig. 3

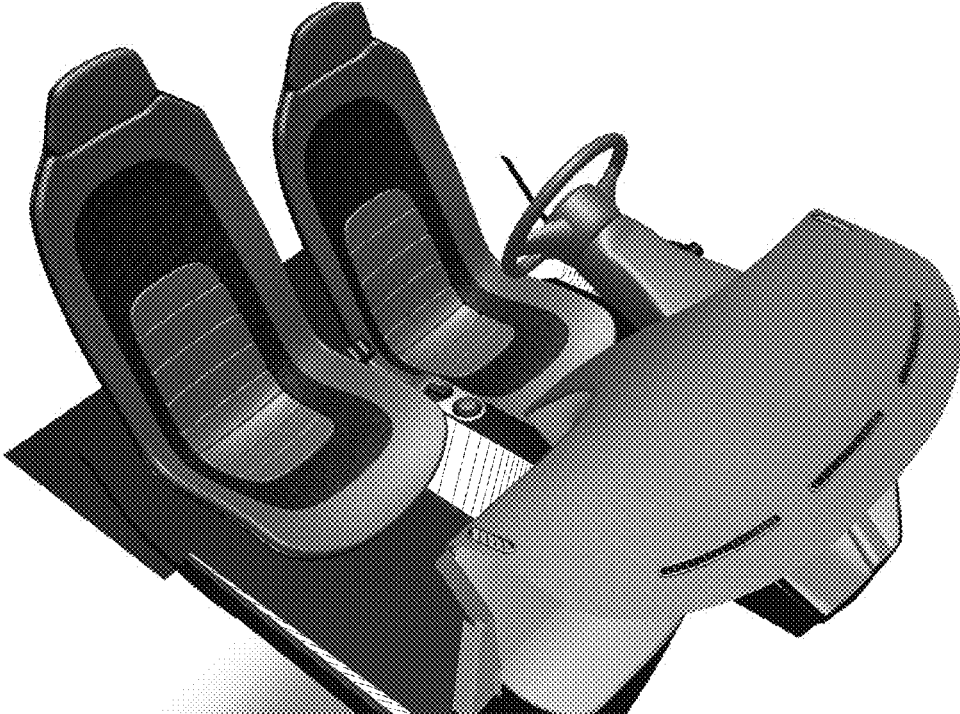


Fig. 4




Fig. 5